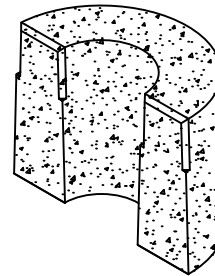
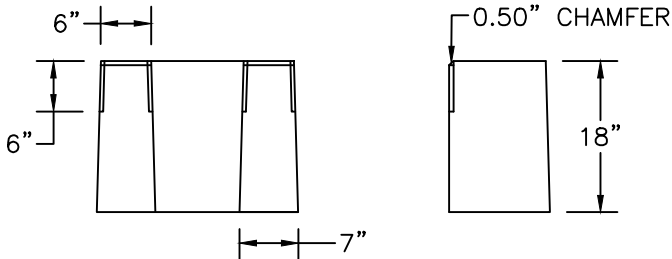
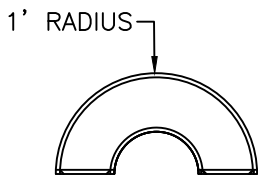


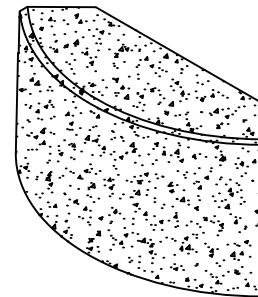
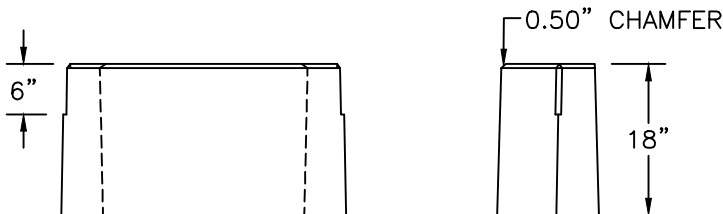
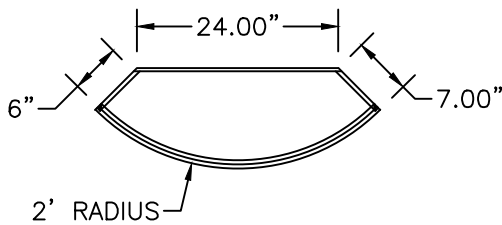
90° CORNER

| ITEM NO: | WEIGHT |
|----------|--------|
| C90 | 313# |



1' RADIUS

| ITEM NO: | WEIGHT |
|----------|--------|
| C1R | 288# |



2' RADIUS

| ITEM NO: | WEIGHT |
|----------|--------|
| C2R | 475# |

SHEA PRODUCT ID:
SEE TABLE

PREPARED FOR:

FILE NAME:
90CURB.DWG

WEIGHT (LBS):
SEE TABLE

DRAWN BY:
ARO

DATE:
06/01/18

PAGE:
J5.3

