


**RECON "SERIES 50" RETAINING WALL BLOCK CATALOG**  
**March 2014**




# RECON SERIES 50 RETAINING WALL BLOCK CATALOG


<b>Name</b>	Full Base Block - 24"	
<b>Unit ID</b>	<b>Weight</b>	<b>Dimensions</b>
FB24	1457	16 in. x 48 in. x 24 in.
<b>Volume</b>		
10.04		
<b>Coverage</b>		
5.33		
<b>Batter</b>		
3.6°		




<b>Name</b>	Full Middle Block - 24"	
<b>Unit ID</b>	<b>Weight</b>	<b>Dimensions</b>
FM24	1411	16 in. x 48 in. x 24 in.
<b>Volume</b>		
9.73		
<b>Coverage</b>		
5.33		
<b>Batter</b>		
3.6°		




<b>Name</b>	Full Base Block - 39"	
<b>Unit ID</b>	<b>Weight</b>	<b>Dimensions</b>
FB39	2276	16 in. x 48 in. x 39 in.
<b>Volume</b>		
15.7		
<b>Coverage</b>		
5.33		
<b>Batter</b>		
3.6°		




<b>Name</b>	Full Middle Block - 39"	
<b>Unit ID</b>	<b>Weight</b>	<b>Dimensions</b>
FM39	2201	16 in. x 48 in. x 39 in.
<b>Volume</b>		
15.18		
<b>Coverage</b>		
5.33		
<b>Batter</b>		
3.6°		




<b>Name</b>	Full Base Block - 45"	
<b>Unit ID</b>	<b>Weight</b>	<b>Dimensions</b>
FB45	2550	16 in. x 48 in. x 45 in.
<b>Volume</b>		
17.58		
<b>Coverage</b>		
5.33		
<b>Batter</b>		
3.6°		




<b>Name</b>	Full Middle Block - 45"	
<b>Unit ID</b>	<b>Weight</b>	<b>Dimensions</b>
FM45	2491	16 in. x 48 in. x 45 in.
<b>Volume</b>		
17.18		
<b>Coverage</b>		
5.33		
<b>Batter</b>		
3.6°		



<b>Name</b>	Full Base Block - 60", 66", 72", 78", 84"	
<b>Unit ID</b>	<b>Weight</b>	<b>Dimensions</b>
FB60-84	3173-4146	16 in. x 48 in. x varies
<b>Volume</b>		
21.88-28.59		
<b>Coverage</b>		
5.33		
<b>Batter</b>		
3.6°		



<b>Name</b>	Full Middle Block - 60", 66", 72", 78", 84"	
<b>Unit ID</b>	<b>Weight</b>	<b>Dimensions</b>
FM60-84	3115-4088	16 in. x 48 in. x varies
<b>Volume</b>		
21.48-28.19		
<b>Coverage</b>		
5.33		
<b>Batter</b>		
3.6°		




**Name** Full Channel Block

Unit ID	Weight	Dimensions
CHAN	2201	16 in. x 48 in. x 39 in.

**Volume**  
15.18

**Coverage**  
5.33

**Batter**  
26.5




**Name** Full Top Block - 24"

Unit ID	Weight	Dimensions
T24	971	16 in. x 48 in. x 24 in.

**Volume**  
6.7

**Coverage**  
5.33

**Batter**  
3.6°




**Name** Half Middle Block - 24"

Unit ID	Weight	Dimensions
HM24	662	16 in. x 24 in. x 24 in.

**Volume**  
4.57

**Coverage**  
2.67

**Batter**  
3.6°




**Name** Half Middle Block - 39"

Unit ID	Weight	Dimensions
HM39	967	16 in. x 24 in. x 39 in.

**Volume**  
6.67

**Coverage**  
2.67

**Batter**  
3.6°




**Name** Half Top Block - 24"

Unit ID	Weight	Dimensions
HT24	458	16 in. x 24 in. x 24 in.

**Volume**  
3.16

**Coverage**  
2.67

**Batter**  
3.6°




**Name** Left Corner Top Block

Unit ID	Weight	Dimensions
LCT	1103	16 in. x 48 in. x 24 in.

**Volume**  
7.61

**Coverage**  
8

**Batter**  
3.6°




**Name** Right Corner Top Block

Unit ID	Weight	Dimensions
RCT	1103	16 in. x 48 in. x 24 in.

**Volume**  
7.61

**Coverage**  
8

**Batter**  
3.6°




**Name** Reversible Corner Block

Unit ID	Weight	Dimensions
C	1401	16 in. x 48 in. x 24 in.

**Volume**  
9.66

**Coverage**  
8

**Batter**  
3.6°




**Name** Fitting Block - 24"

Unit ID	Weight	Dimensions
FF24	1215	16 in. x 48 in. x 24 in.

**Volume**  
8.38

**Coverage**  
5.33

**Batter**  
3.6°




**Name** Three Quarter Block - 24"

Unit ID	Weight	Dimensions
TQM24	1037	16 in. x 36 in. x 24 in.


**Volume**  
7.15

**Coverage**  
4


**Batter**  
3.6°



<b>Name</b>	Three Quarter Block - 39"	
<b>Unit ID</b>	<b>Weight</b>	<b>Dimensions</b>
TQM39	1586	16 in. x 36 in. x 39 in.
<b>Volume</b>		
10.94		
<b>Coverage</b>		
4		
<b>Batter</b>		
3.6°		




<b>Name</b>	Capstone	
<b>Unit ID</b>	<b>Weight</b>	<b>Dimensions</b>
CAP	551	6.5 in. x 48 in. x 26 in.
<b>Volume</b>		
3.80		
<b>Coverage</b>		
2.17		
<b>Batter</b>		
N/A		




<b>Name</b>	End Capstone	
<b>Unit ID</b>	<b>Weight</b>	<b>Dimensions</b>
ECAP	551	6.5 in. x 48 in. x 26 in.
<b>Volume</b>		
3.80		
<b>Coverage</b>		
2.17		
<b>Batter</b>		
N/A		




<b>Name</b>	Full-High Cap Middle Block	
<b>Unit ID</b>	<b>Weight</b>	<b>Dimensions</b>
FHCAPM	1450	16 in. x 48 in. x 24 in.
<b>Volume</b>		
10.		
<b>Coverage</b>		
10.66		
<b>Batter</b>		
0°		




<b>Name</b>	Full-High Cap End Block	
<b>Unit ID</b>	<b>Weight</b>	<b>Dimensions</b>
FHCAPE	1459	16 in. x 48 in. x 24 in.
<b>Volume</b>		
10.06		
<b>Coverage</b>		
13.33		
<b>Batter</b>		
0°		



<b>Name</b>	Step Unit	
<b>Unit ID</b>	<b>Weight</b>	<b>Dimensions</b>
STEP	680	6.5 in. x 48 in. x 26 in.
<b>Volume</b>		
4.69		
<b>Coverage</b>		
2.17		
<b>Batter</b>		
N/A		



<b>Name</b>	Plinth Block	
<b>Unit ID</b>	<b>Weight</b>	<b>Dimensions</b>
PLB	1486	16 in. x 24 in. x 47 in.
<b>Volume</b>		
10.25		
<b>Coverage</b>		
2.67		
<b>Batter</b>		
3.6°		



Non-stock item. Check with local producer for availability

<b>Name</b>	8" Capstone	
<b>Unit ID</b>	<b>Weight</b>	<b>Dimensions</b>
8CAP	855	8 in. x 48 in. x 26 in.
<b>Volume</b>		
5.78		
<b>Coverage</b>		
2.67		
<b>Batter</b>		
N/A		



Non-stock item. Check with local producer for availability

Note: Please check with local Licensed Producer for availability of specific block types. Not all shapes and sizes are offered by each Licensed Producer.