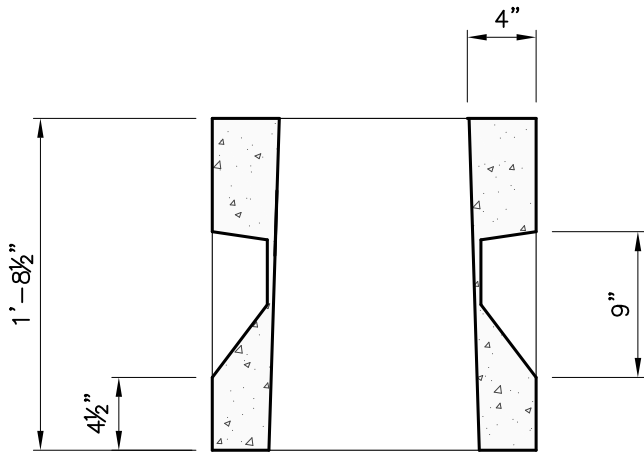
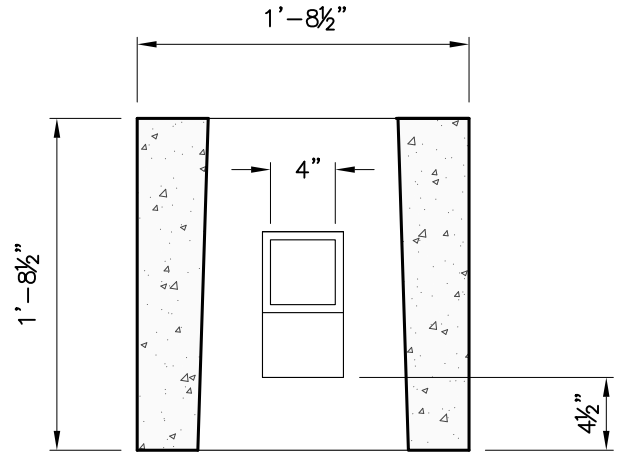


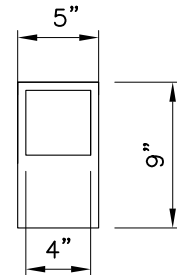
PLAN



SECTION A-A



SECTION B-B



KNOCK OUT

NOTES:

1. CONCRETE MINIMUM STRENGTH 4,000 PSI AFTER 28 DAYS.

ITEM NO. 12X12 PULL BOX		WEIGHT
		485 LBS



New England's Premier Precaster

800-696-7432 (SHEA)

www.sheaconcrete.com

12"x12" PULL BOX

773 Salem Street—Wilmington, MA 153 Cranberry Hwy—Rochester, MA
 87 Haverhill Road—Amesbury, MA 160 Old Turnpike Rd—Nottingham, NH

Mail to: PO Box 520—Wilmington, MA 01887

Page: K2.1

handhole 12x12.dwg

01/01/2013

