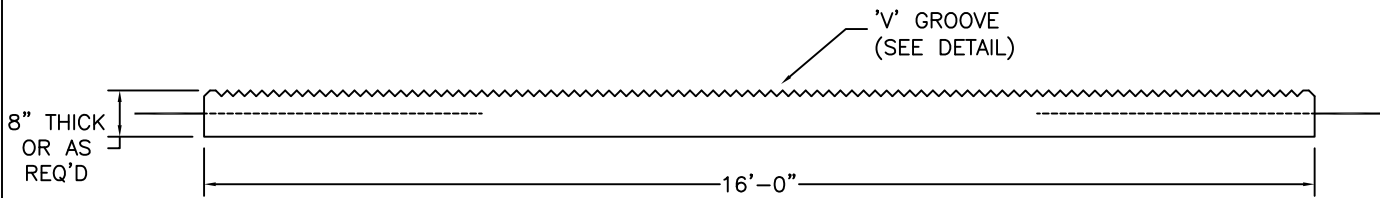
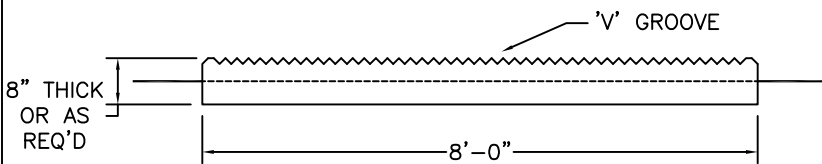


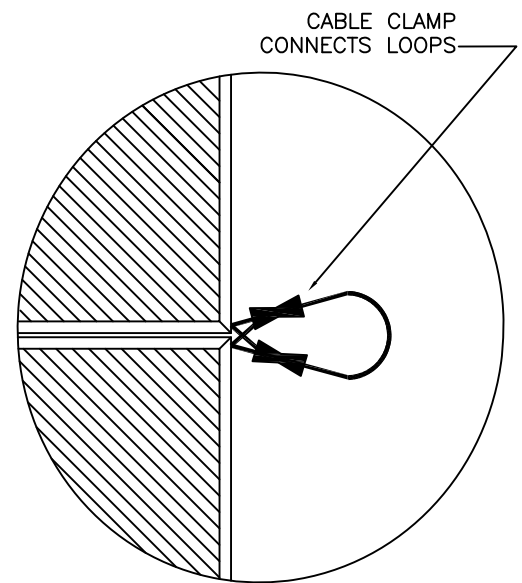
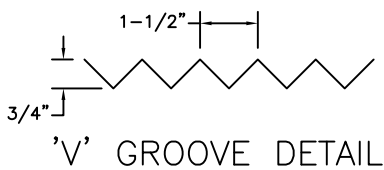
TOP VIEW



SIDE VIEW



END VIEW



TYPICAL PANEL CONNECTION

NOTES:

1. CONCRETE: 5,000 PSI MINIMUM AFTER 28 DAYS
2. REBAR TO BE #4 EPOXY COATED (TYP 12" O.C. BOTH WAYS).



New England's Premier Precaster  
800-696-7432 (SHEA)  
www.sheaconcrete.com

BOAT RAMP PANEL

773 Salem Street  
P.O. Box 520  
Wilmington, MA 01887

87 Haverhill Road  
P.O. Box 807  
Amesbury, MA 01913

160 Old Turnpike Road  
Nottingham, NH 03290

Page: M11

Boat Ramp Panel.dwg

10/16/2010

