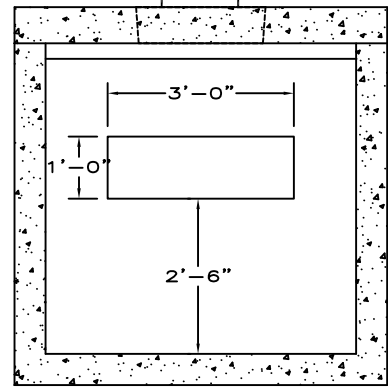
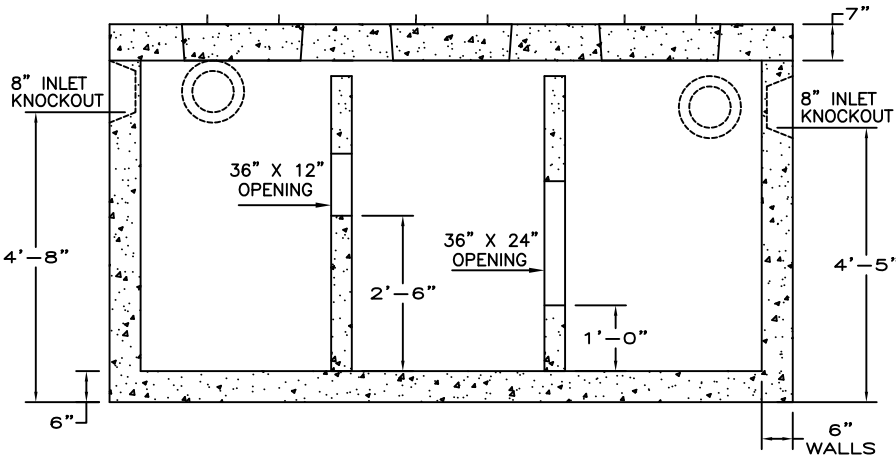


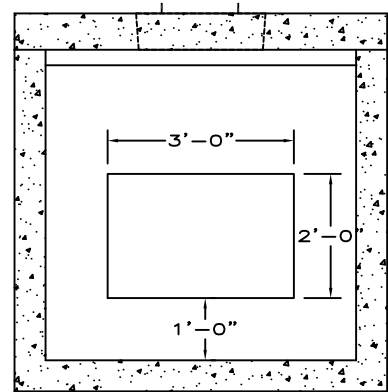
PLAN VIEW



SECTION A-A VIEW

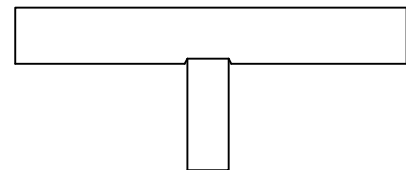


SECTION SIDE VIEW



SECTION B-B VIEW

BAFFLE WALL DETAIL



NOTES:

1. CONCRETE: 5,000 PSI MINIMUM AFTER 28 DAYS.
2. DESIGNED FOR H-20 LOADING.
ALSO AVAILABLE IN H-10 LOADING WITH 3" WALL.
3. TONGUE & GROOVE JOINT SEALED WITH BUTYL RESIN.

ITEM: TK-M1500CSEP

WEIGHT: 24,400LBS



New England's Premier Precaster
800-696-7432 (SHEA)
www.sheaconcrete.com

SEDIMENT & OIL SEPARATOR
1500 GALLON TANK (TYPICAL)

773 Salem Street-Wilmington, MA 153 Cranberry Hwy-Rochester, MA
87 Haverhill Road-Amesbury, MA 160 Old Turnpike Rd-Nottingham, NH
Mail to: PO Box 520-Wilmington, MA 01887

Page: H2

1500Separator.dwg 10/25/12

